

AirLITE® Cushion

Operation Manual



SUPPLIER: This manual must be given to the user of this product.

USER: Before using this product, read these instructions and save for future reference.

TABLE OF CONTENTS

INTENDED USE	2
PRODUCT SPECIFICATIONS	2
CAUTIONS	3
PARTS DETAIL	4
PLACEMENT INSTRUCTIONS	5
REMOVING YOUR COVER	5
CARE INSTRUCTIONS	5-6
TROUBLESHOOTING	6
RETURN & CONTACT INFORMATION	6
DISPOSAL	6
WARRANTY	7
ESPAÑOL	8
FRANÇAIS	15
DEUTSCH	22
ITALIANO	29
NEDERLANDS	36
DANSK	43
SVENSKA	50
NORSK	57
SUOMI	64
PORTUGUÊS	71

ROHO, Inc. has a policy of continual product improvement and reserves the right to amend specifications presented in this manual.

ROHO® Cushioning Products are manufactured in the U.S.A. by ROHO, Inc.
100 N. Florida Avenue, Belleville, IL 62221-5429
U.S.A.: 800-851-3449, Fax 888-551-3449
Outside the U.S.A.: 618-277-9150, Fax 618-277-6518
www.therohogroup.com • cs@therohogroup.com

© 2003, 2007-2010 ROHO, Inc.

The following are trademarks and registered trademarks of ROHO, Inc.: AirLITE®, AirLITE & design®, ROHO®, DRY FLOATATION®, and shape fitting technology®.

INTENDED USE:

The AirLITE® cushion is designed for users who:

- weigh 275 lbs. (125 kg) or less
- are able to perform independent weight shifts
- require basic posture support
- have full sensation
- require a lightweight, non-adjustable seating system
- require basic positioning needs

The contoured foam pad has leg (femur) troughs and an ischial well that provide basic stability and support for the pelvis and lower extremities. The AirLITE cushion is intended to be used with the provided fluid-resistant cover. It should be properly sized to the user and wheelchair before use.

CONTRAINDICATIONS: The AirLITE cushion is not intended for users who weigh over 275 lbs. (125 kg), who are at risk for developing skin breakdown, or for users who have an existing pressure ulcer. It should not be used unless it is properly sized to the user and wheelchair.

CLINICIAN CONSULTATION: ROHO, Inc. recommends that a clinician (such as a physician or therapist experienced in seating and positioning) be consulted to determine if the AirLITE cushion is appropriate for the user's particular seating needs.

PRODUCT SPECIFICATIONS:

- The air cell support pad is made of polyurethane (PU).
- The contoured foam pad is made of molded PU foam.
- The fluid resistant cover top is PU coated polyester and its sides are PU coated nylon.

Sizing Table:

	SMALLEST WIDTH	SMALLEST DEPTH	LARGEST WIDTH	LARGEST DEPTH
in.	14.0	14.0	20.0	20.0
cm	35.5	35.5	51.0	51.0

Note: Refer to Customer Service for specific cushion sizes.

Average Weight - 2 lbs. (1 kg)

Height ranges from 2 in. (5 cm) to 3.8 in. (9.5 cm). Range is due to contour in cushion.

NOTE: All measurements are approximate.



CAUTIONS

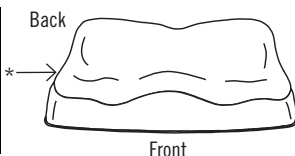
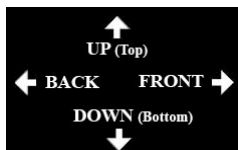
- **WEIGHT LIMIT: DO NOT** use if user weighs over 275 lbs (125 kg). Cushion must be properly sized to the user and wheelchair.
- **PRESSURE ULCERS: DO NOT** use if user is at risk for developing skin breakdown or has an existing pressure ulcer. If user develops a pressure ulcer, consult with a clinician.
- **CUSHION AND COVER ORIENTATION:** Product must be used with the contoured foam facing up. If the cover is not used correctly or if the cover is the wrong size, it may reduce or eliminate the cushion's benefits and could increase risk to the skin and other soft tissue.
- **INSTABILITY AND FALL HAZARD: DO NOT** use cushion on top of, or in conjunction with, any other products or materials, except as indicated in Intended Use section. Doing so may add to user instability resulting in falls. Consult with your clinician for proper usage.
- **DO NOT** expose cushion to high heat, open flames, or hot ashes.
- **CLIMATE:** If a cushion has been in temperatures less than 32°F (0°C) and experiences unusual stiffness, allow the cushion to warm to 72°F (22°C) before use.
- The AirLITE cushion is not a substitute for good skin care, including proper diet and regular pressure reliefs.
- **DO NOT** use on top of, or in conjunction with, another cushion.
- **OBSTRUCTIONS: DO NOT** place any obstructions between the user and the cushion as it will reduce product effectiveness.
- **DO NOT** use cushion as a water flotation device (e.g. a Life Preserver).
- **OZONE GENERATORS:** Prolonged exposure to ozone will degrade materials used in the AirLITE cushion and may affect the performance of your product and invalidate the product warranty. Avoid prolonged exposure of the cushion to direct sunlight or other sources of ultraviolet light.

PARTS DETAIL:

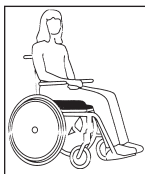


- A. Support Pad:** Individual interconnected air cells encased in foam.
- B. Contoured Foam Pad:** Encases the Support Pad.
- C. Fluid Resistant Cover:** Provides moisture protection to cushion.
- D. Operation Manual:** Instructions on care, warranty, and other important information about the cushion.
- E. Product Registration Card:** Complete product registration card and mail to ROHO or register online at www.therohogroup.com.

PLACEMENT INSTRUCTIONS FOR AIRLITE CUSHION:



STEP 1: Place cushion in seat so the user will be properly supported and immersed when in their normal sitting position. Use the directional patch on the front, right corner of the cover as a guide.



STEP 2: Have the user sit on the cushion, making sure the bony prominences are supported by the air cells. Check to make sure the cushion is properly sized to the user and wheelchair. Consult a clinician as needed.

REMOVING YOUR COVER:

Cover Removal:

1. Unzip cover and remove from cushion.

To cover your cushion, follow these simple instructions:

1. Unzip the cover and make sure the non-skid material is facing down.
2. Insert your cushion into the cover front first, with the contoured foam facing up. *Note: The label on the bottom on the cushion and the directional patch on the cover indicate proper orientation.*
3. Carefully close the zipper.

CARE INSTRUCTIONS:

Cleaning and disinfecting are two separate processes. Cleaning must precede disinfection. The AirLITE cushion must be cleaned, disinfected, and checked for proper functioning between multiple patient use.



This symbol means "Wipe with damp cloth."

CLEANING THE AIRLITE CUSHION COVER:

1. Remove cover. If detachable hook fastener strips are in place on bottom of cover, remove prior to washing to help prevent damage to cover or other fabrics in wash.
2. Machine wash in cold water (30° C) with mild detergent, gentle cycle. No bleach.
3. Tumble dry low.



DISINFECTING THE AIRLITE CUSHION COVER:

Note: Cover must be cleaned prior to disinfecting.

1. Machine wash in hot water (60° C). No bleach.
2. Tumble dry low.



CLEANING THE AIRLITE CUSHION SURFACE:

1. Remove cover.
2. Wipe gently with a cloth dampened with water and a household detergent.
3. Rinse cloth and re-wipe.
4. Allow foam to air dry thoroughly before putting cover on.



Note: Disinfectants are not effective on porous surfaces such as foam. If the cushion becomes soiled or contaminated, DO NOT use with multiple users.

NOTES

1. **DO NOT** machine wash or dry the cushion.
2. **DO NOT** use cleaning products containing petroleum or organic solvents including acetone, toluene, MEK, naphtha, dry cleaning fluids, adhesive removers, etc.
3. **DO NOT** immerse cushion in water.
4. **DO NOT** autoclave, steam clean, or expose cushion to temperatures in excess of 150°F (65°C).
5. **DO NOT** expose cushion to ultraviolet light or ozone gas cleaning methods.

TROUBLESHOOTING:

Uncomfortable/Unstable: Make sure the cushion is the correct size and properly oriented. Allow the user to sit on the cushion for at least one hour to get used to the texture of the product's surface and immersion into the cushion.

Cushion Slides On Chair: Make sure non-skid bottom of the cushion cover is facing "DOWN".

RETURN & CONTACT INFORMATION:

All products returned must be new and unused, require prior authorization from ROHO, Inc. and are subject to a restocking charge.

Before returning your product, contact our Warranty Service Department at 1-800-851-3449 toll free in the **U.S.A.** **Outside the U.S.A.**, contact your country's ROHO International distributor. For a current list of ROHO International distributors, visit our website at www.therohogroup.com, contact ROHO International at 1-618-277-9150 or email us at cs@therohogroup.com.

DISPOSAL:

When properly used and disposed, there are no known environmental hazards associated with the components of the AirLITE cushion. Dispose of the product and / or components in accordance with the applicable regulations in your jurisdiction. **DO NOT** incinerate.

LIMITED WARRANTY

What is covered?

ROHO, Inc. covers any defects in materials or workmanship of the product.

For how long?

24 months from the date the product was originally purchased, with the exception of the cover, which has a 6-Month Limited Warranty.

What is not covered?

A product that has been misused, damaged by an accident, or damaged from “an act of Nature”, e.g., flood, tornado, earthquake, fire. Any substitutions of supplied hardware or modification to the product will void the warranty.

What the customer must do.

Within the **U.S.A.**, the customer must contact ROHO, Inc. Warranty Service Department at 1-800-851-3449 toll free. **Outside the U.S.A.**, contact the nearest ROHO International distributor. See website for current list of ROHO International distributors (www.therohogroup.com).

Questions?

Call our Warranty Service Department toll free from **U.S.A.** at 1-800-851-3449.

Outside the U.S.A. call your ROHO International distributor. See website for current list of ROHO International distributors (www.therohogroup.com).

Disclaimer.

Any implied warranties, including the MERCHANTABILITY and FITNESS FOR A PARTICULAR PURPOSE are also limited to the same time period of the product types referenced above in the “For how long” section. Any action for a breach of such warranties or any express warranties herein must be commenced within this time. ROHO, Inc. shall not be responsible for any incidental or consequential damages with respect to economic loss or injuries to property, whether as a result of a breach of express or implied warranties, or otherwise.

Your Rights and the Effect of this Warranty upon Them.

This warranty restricts the duration of all implied warranties as noted above and limits or excludes recovery for incidental or consequential damages. Some jurisdictions do not allow limitations on how long implied warranties will last and some jurisdictions do not allow the exclusion or limitation of consequential or incidental damages, so those provisions may not apply to you. While this warranty gives you specific legal rights, you may also have other rights which vary from jurisdiction to jurisdiction.

Item # T22300
Rev. Date: 05/24/10
Print Date: _____



MDSS GmbH
Schiffgraben 41
30175 Hannover, Germany



The Quality Management System
of ROHO, Inc. is certified to
ISO 9001:2008 and ISO 13485:2003.



100 N. Florida Avenue
Belleville, IL 62221-5429 U.S.A.
www.therohogroup.com • cs@therohogroup.com
U.S.A.: 800-851-3449, Fax 888-551-3449
Outside the U.S.A.: 618-277-9150, Fax 618-277-6518